

## Wochenbericht

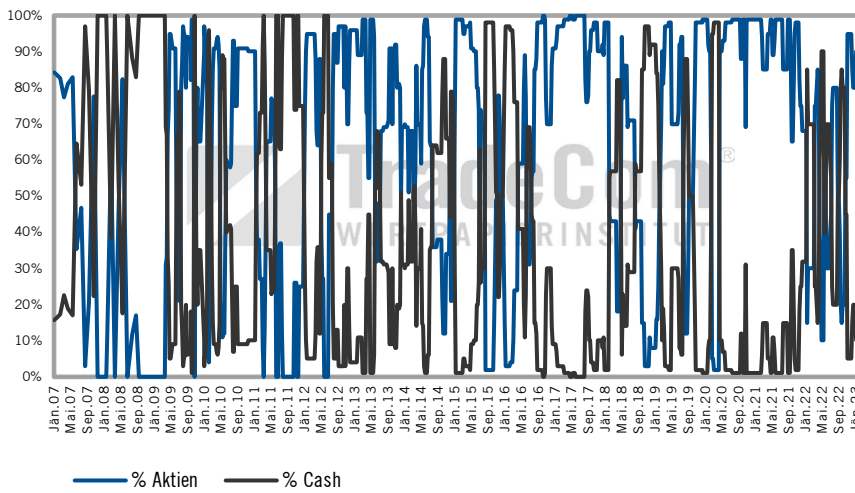
12/2023

|               |                    |
|---------------|--------------------|
| Daten per     | 22.03.2023         |
| Fondsvolumen  | Euro 27.102.220,31 |
| Ausgabekurs   | 21,21              |
| Rücknahmekurs | 20,20              |

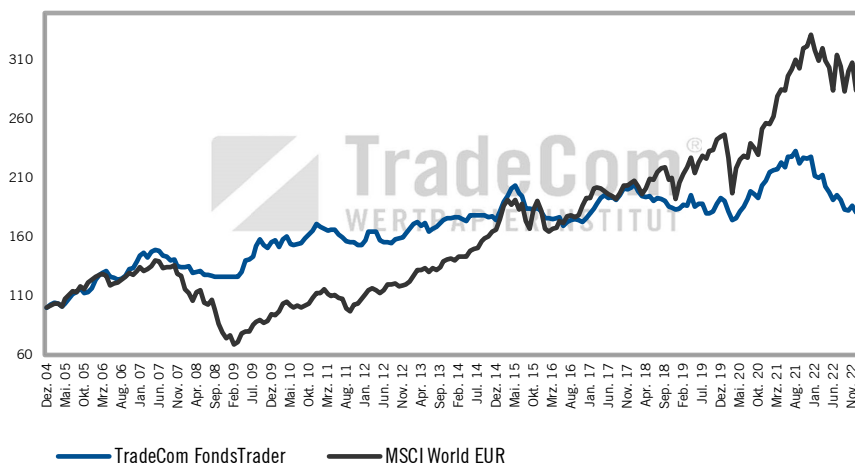
## Kennzahlen

|                          |           |
|--------------------------|-----------|
| Performance letzte Woche | + 0,55%   |
| Performance YTD          | + 2,69%   |
| Performance seit Beginn  | + 115,99% |
| Performance p.a.         | + 3,90%   |

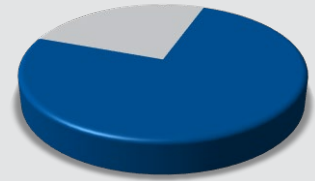
## Historische Asset Klassen Verteilung



## Vergleich TradeCom FondsTrader / MSCI World EUR

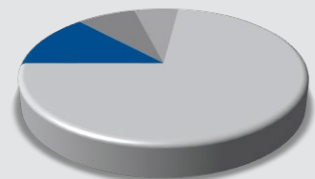


## Allokation nach Investmentstil



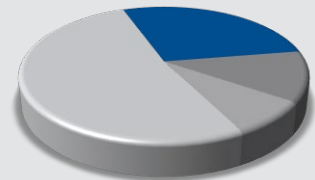
■ Aktien 75% ■ Cash 25%

## Top Positionen



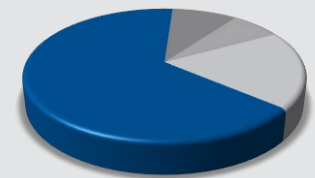
■ Xtr.EUR Overn.R.1C 13%  
■ M+G(L)I1-NADV EOAC 8%  
■ SISF Gl.Clim.Ch.Eq.A 6%  
■ Sonstige 73%

## Allokation nach Regionen



■ Luxemburg 28% ■ Österreich 12%  
■ USA 8% ■ Sonstige 52%

## Allokation nach Währungen



■ EUR 65% ■ USD 9%  
■ CHF 7% ■ Sonstige 19%

## Auszeichnungen

