

Wochenbericht

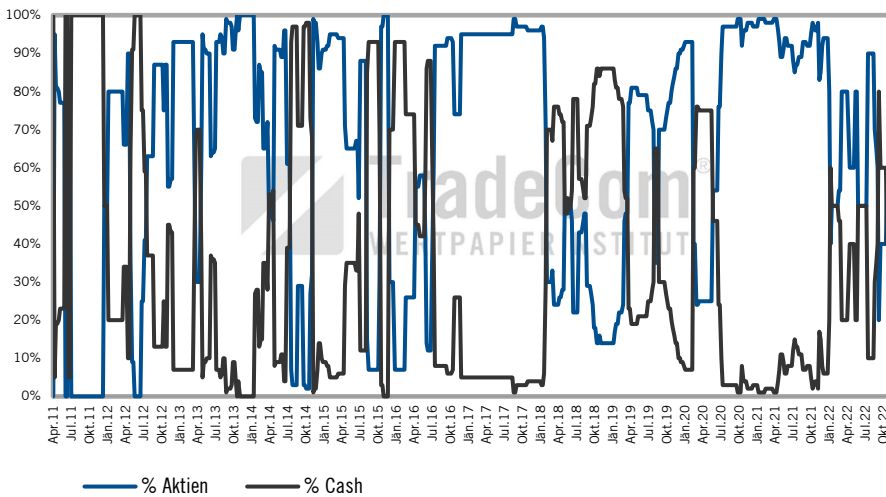
50/2022

Daten per	14.12.2022
Fondsvolumen	Euro 1.025.416,33
Ausgabekurs	9,71
Rücknahmekurs	9,25

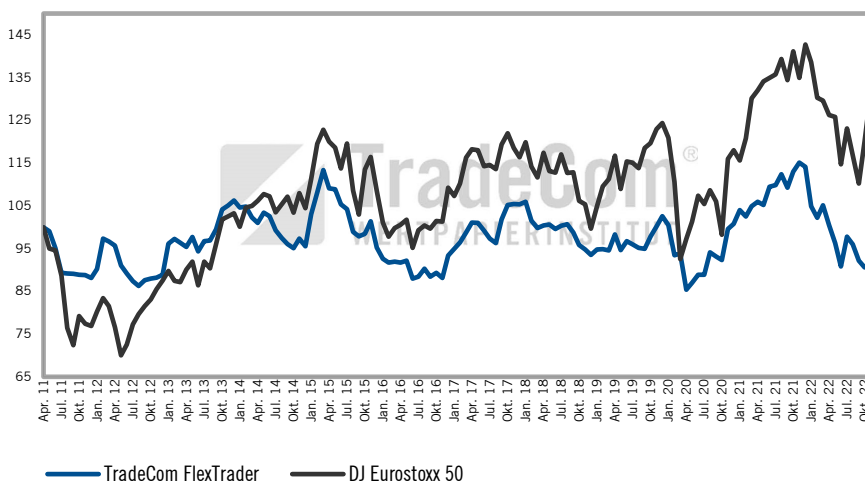
Kennzahlen

Performance letzte Woche	+ 1,43%
Performance YTD	- 18,72%
Performance seit Beginn	- 7,50%
%Performance p.a.	- 0,67%

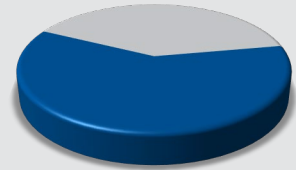
Historische Asset Klassen Verteilung



Vergleich TradeCom FlexTrader / DJ Eurostoxx 50

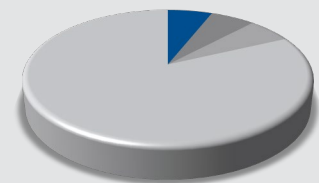


Allokation nach Investmentstil



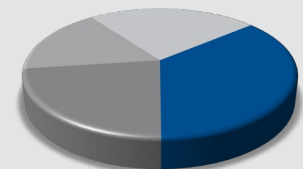
■ Aktien 60% ■ Cash 40%

Top Positionen



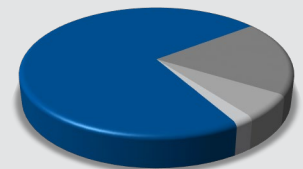
■ McDonalds Corp. 6% ■ Alphabet A 6%
■ Fast Retailing Co. 6% ■ Sonstige 82%

Allokation nach Regionen



■ Österreich 36% ■ Deutschland 23%
■ USA 17% ■ Sonstige 24%

Allokation nach Währungen



■ EUR 73% ■ USD 19%
■ JPY 6% ■ Sonstige 2%

Auszeichnungen

